






28 Wattle Street Bowen Mountain NSW

4  2  1 

Unique family home, peacefully situated in Bowen Mountain.

A charming character filled home with exposed timber vaulted ceilings - boasting spectacular views to the City Skyline. This lovely tri-level, mountain style home features 4 large bedrooms with a 5th bedroom, home office or study, all with built-in robes and main bedroom with ensuite. Open plan living with vaulted timber ceilings, separate lounge, dining and meals areas. A well-appointed kitchen is great for the entertainers with dining areas providing access to rear deck. Be cosy all year round with ducted reverse cycle air-conditioning. This home has loads of storage space inside and outside and is perfect for the growing family. Enjoy your time in the low-maintenance, landscaped garden with established plants and shrubs.

Price : \$ 685,000
Land Size : 601 sqm
View : <https://www.bennettproperty.com.au/sale/nsw/hawkesbury/bowen-mountain/residential/house/6213966>



Scott Lee
0417 324 812



Maurice Mantovani
0409 121 905



28 WATTLE STREET, BOWEN MOUNTAIN

DISCLAIMER

PLANS SHOWN ARE FOR MARKETING PURPOSES ONLY. ALL DIMENSIONS ARE APPROXIMATE AND NOT TO SCALE. THEY ARE SUBJECT TO ERRORS AND INACCURACIES AND NO LIABILITY WILL BE ACCEPTED. INTERESTED PARTIES SHOULD MAKE THEIR OWN INQUIRES.