






31 Strong Place Richmond NSW

5  2  2 

Located a short walk to Richmond shops and station, this substantial family home is a great offering on approx. 2.8 acres of land with stunning mountain views.

The two storey residence has generous proportions and ample living areas throughout. Four large bedrooms with built-ins, the expansive parents retreat with walk-in robe, ensuite and amazing views back over to the mountains. Downstairs there a formal lounge and separate dining room plus open plan kitchen, casual dining and family room. Good-sized 5th bedroom or study, internal laundry and guest WC. Additional family/rumpus room upstairs. Split system air conditioning systems and ducted vacuum.

This property has plenty of room for the family on this rare acreage block with town water and sewer, garden shed and chicken coup.

Price : \$ 1,600,000
Land Size : 1.138 ha
View : <https://www.bennettproperty.com.au/sale/nsw/hawkesbury/richmond/residential/acreage/semirural/6213766>



Michael Bennett
 02 4578 1234



31 STRONG PLACE RICHMOND

DISCLAIMER

PLANS SHOWN ARE FOR MARKETING PURPOSES ONLY. ALL DIMENSIONS ARE APPROXIMATE AND NOT TO SCALE. THEY ARE SUBJECT TO ERRORS AND INACCURACIES AND NO LIABILITY WILL BE ACCEPTED. INTERESTED PARTIES SHOULD MAKE THEIR OWN INQUIRIES.